

LED ALUMINUM TABLE LAMP

User Manual

Operation Cautions:

1. Please do not put the lamp on the high-temperature surfaces, and do not use it in flammable or humid environment, to avoid the breakdown, short circuit etc.
2. The adapter must be under the specialized range.
3. Please steady the base while adjusting the arm.
4. The lamp head can be adjusted freely under the adjustment range. But be cautious and never over adjustment to result in breakdown.

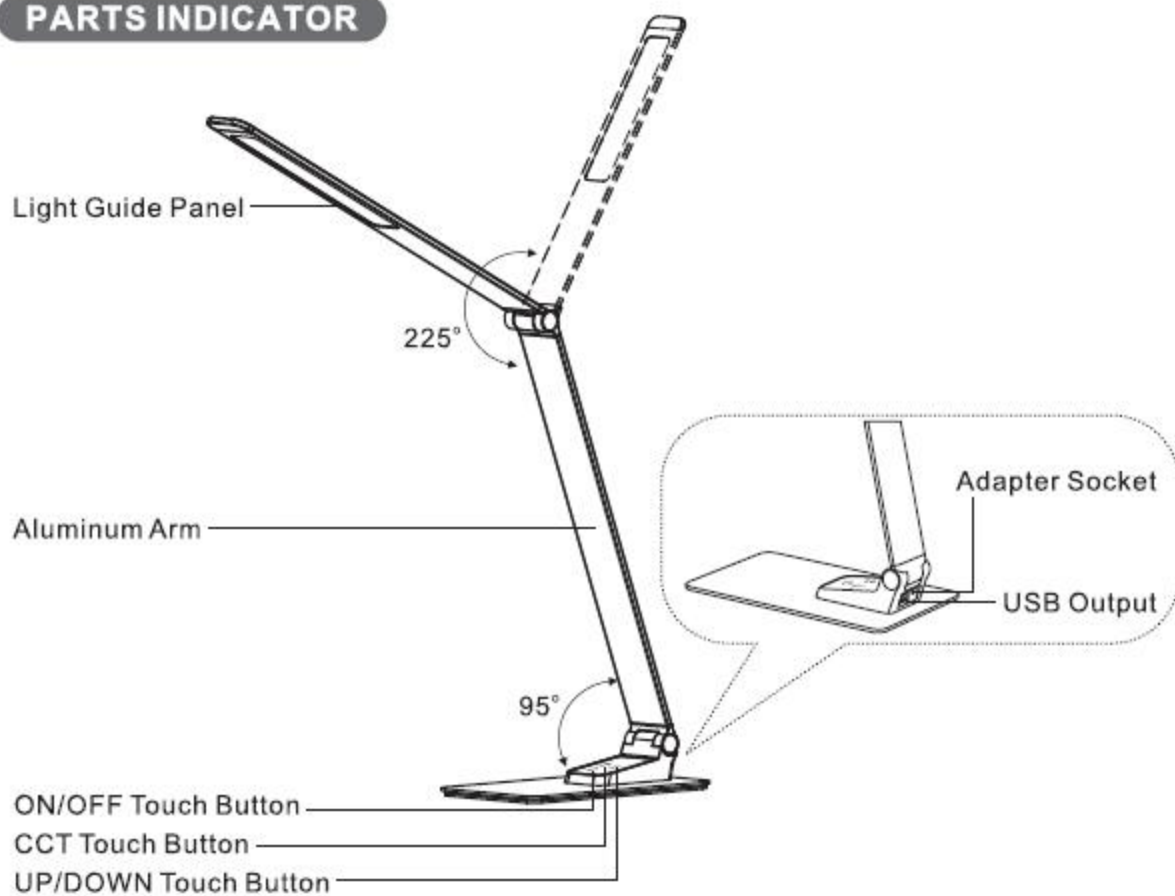
Maintenance

1. Please clear the lamp every two months to keep it smooth and bright.
2. Just use cleaning cloth and water to clean the dust.
3. For the filthy mark, please use cleaning cloth and soap suds.
4. Please do not clean the lamp by high-volatility and high-corrosive liquid which can make it discoloring or broken.



Power off before cleaning.
Please ask for the professional person for checking and repairing when it is broken.
If any abnormal cases, power off rapidly and contact dealer or manufacturer.

PARTS INDICATOR



FEATURES

- ◆ USB output
- ◆ Three steps dimming brightness
- ◆ Three modes for CCT
- ◆ Memory function for the brightness and temperature



USB output



3 Modes CCT



3 levels dimming

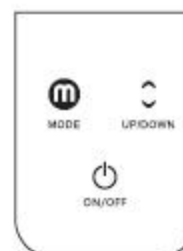
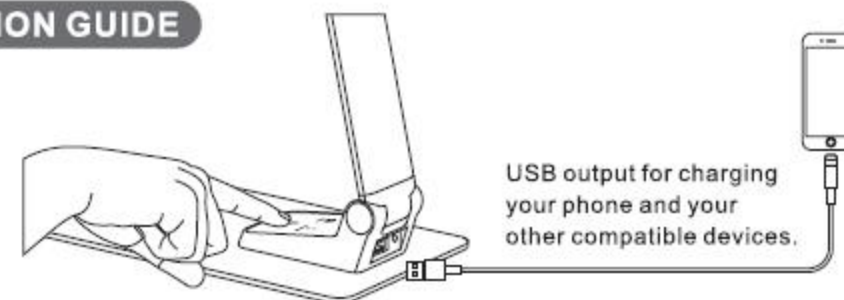


Touch control



Eye protection

OPERATION GUIDE



- Power on/off: Touch this power button to turn on or turn off the lamp.
- Brightness adjustment: Touch this button to increase or decrease the brightness of the lamp repeatedly.
- Lighting mode: Touch this button to adjust the color temperature repeatedly, and there are three modes as follows:
 1. Cold light
 2. Natural light
 3. Warm light

SPECIFICATIONS

Item	LED Table Lamp
Power	9W
Voltage	AC100-240V. 50/60Hz
Adapter output	DC 12V / 1A
CCT	Study mode: 5000 K
	Reading mode: 4000K
	Relax mode: 3000K
CRI	≥80Ra
Center luminance (30cm)	1800LUX(Max)
Material	ABS+PC+Auminum
Operating temperature	-20°~45°
Product size	393×120×450mm

PACKING LIST

