INSTALLATION INSTRUCTIONS

**(ILLUSTRATIONS ARE FOR GUIDANCE PURPOSES ONLY.
ACTUAL PRODUCT MAY DIFFER FROM THE IMAGES SHOWN)**

⚠ (1) Prior to installation carefully unpack and check all the components and accessories are as per details enclosed.

(2) These instructions should be used in conjunction with the installation guidelines included.

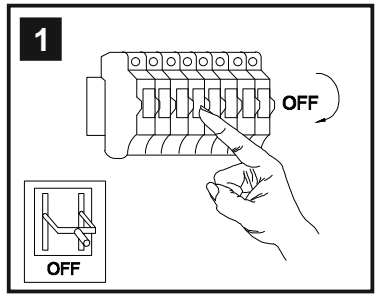

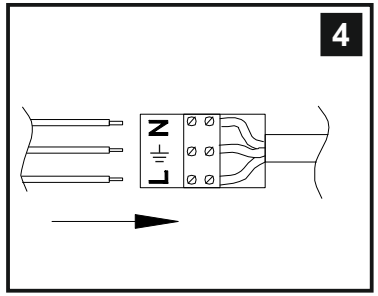

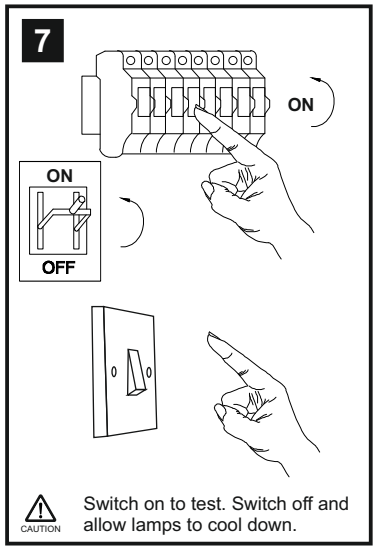

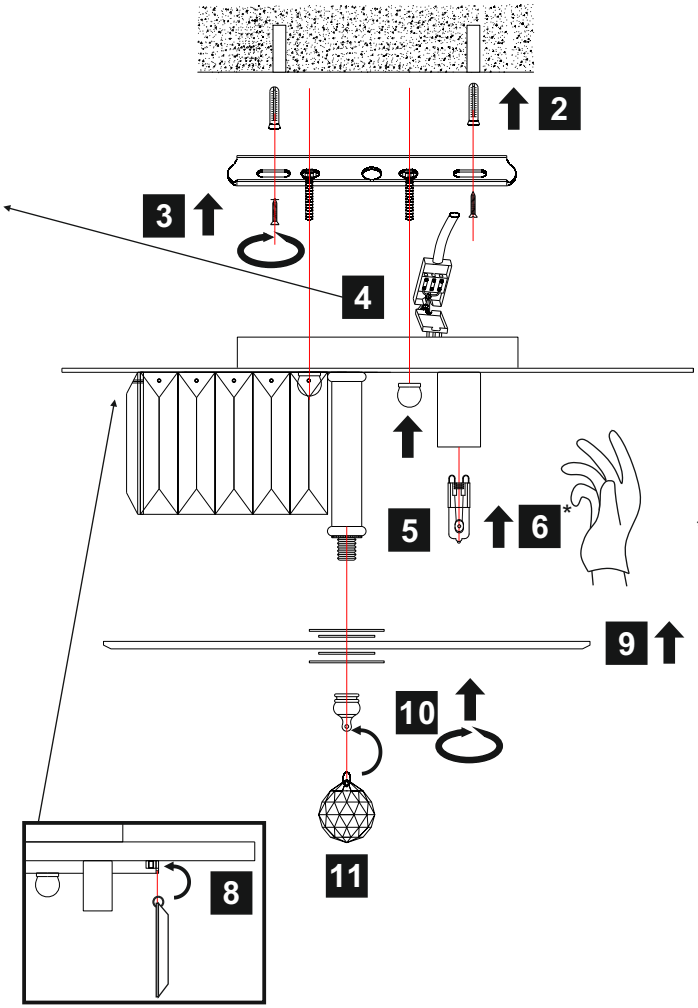

⚠ Please use the gloves provided.

* Lamps may not be included. Please ensure maximum wattage is not exceeded.

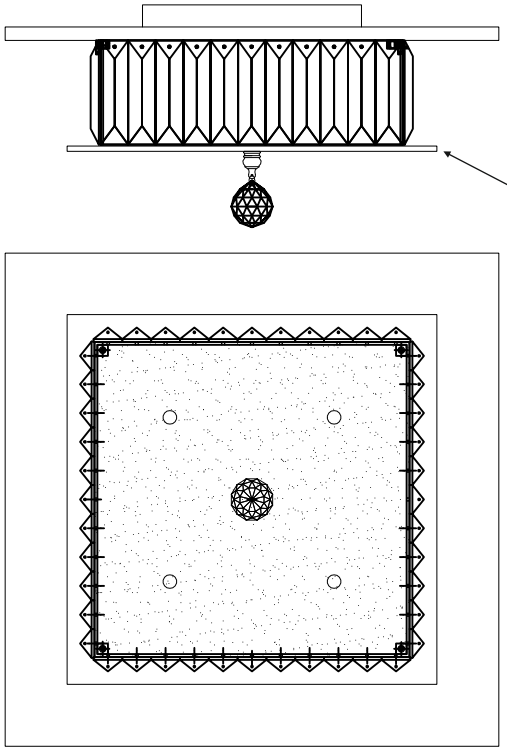

Replacement Glass (ILG30245)

Voltage: 230V - 50/60Hz
Lampholder: G9
Lamps: 4 x 33W Max

LED COMPATIBLE

WITH SUITABLE DIMMER/LAMP

Tosca IL30245 / IL30247

diyas®

Issue: 40170713

LIST OF COMPONENTS

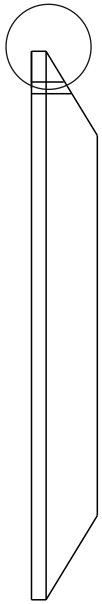

C70093

A

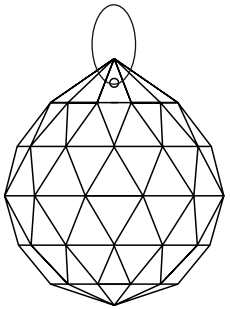

C10030

B

Crystal Accessories

Crystal A	44 Pcs	
Crystal B	1 Pcs	

Installation Pack

White Gloves	2 Pcs	
Installation Instructions	2 Pages	
Installation Guidelines	2 Pages	
Additional Crystal Links	3 Pcs Each	
Fixing Screw and Plug	2 Sets	

Contents Checked By	

Tosca IL30245 / IL30247

diyas®

Issue: 40170713