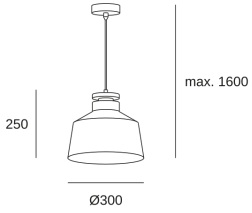




**Nube Ø300mm**

**DE-0233-BLA**

Pendant IP20 Nube Ø300mm E27 15 White



**TECHNICAL FEATURES**



Luminaire total power : 15W

Voltage / frequency : 100-240V/50-60Hz

Structure material : Steel, Wood

Warranty : 5 Years

Structure finish : White

Easily recyclable luminaire

Max. size of light bulb : 200/NA mm


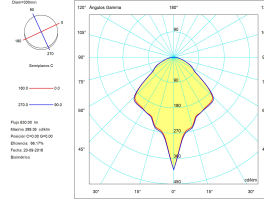
Recommended light bulb : E27

**LUMINOTECHNIC FEATURES**

Luminance C0°G65°: 1330

Luminance C90°G65°: 1377

Lampholder	Quantity	Light source power (W)
E27	1	Max. power 15W



**LOGISTICS**

Net weight (kg): 1.43

Packaged weight (kg): 2.29

Packaging: 355mm x 350mm x 310mm



