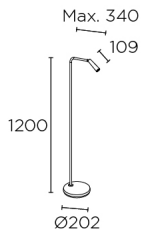


Gamma Floor Lamp Floor lamp

Designer: Josep Patsí



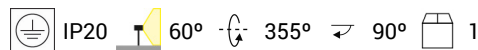
Description

Standing lamp for indoor use.

For side lighting. The optical module can easily be rotated 360°. Structure material: Steel. Structure finish: Grey. Warranty: 5 Years.

Finish
Grey

Material
Steel



TECHNICAL CHARACTERISTICS

Light source

Light source: LED CREE
Output (W): 3.2W
Total power consumption (W): 4.3
Color temperature: LED warm-white 2700K
CRI: 80
Photobiological risk: RG1
Real Lumen: 319
Qty Leds: 1
Lm/Real W: 74
Life Time: 50.000h L80B20
Bin / Grup: 27H
MacAdam steps: 2
UGR: 22.8

GEAR

Brand: HEP
Gear included: Yes, electronic
Voltage / Frequency: 90-305/50-60Hz
Power Factor: 0.50

Luminaire

Recessed in-ground suitable for pedestrian crossing: No
Warranty: 5 Years

Logistics

Energy Efficiency: LED A++
EAN Code: 8435575319059
Net Weight (Kg): 0.000
Packing: 300 x 180 x 1175
Masterbox: 1

UGR	
S=0.250	
Ceiling/Cavity	0.7
Walls	0.5
Working Plane	0.2
Room dimensions	X=4H, Y=8H
UGR Crosswise	27.9
UGR Endwise	27.9

The photograph may not match the reference exactly. Please read the product description to identify the finish.

LEDS C4[®]

Luminaire

Code 25-6420-Z5-Z5
Name GAMMA

Measurement

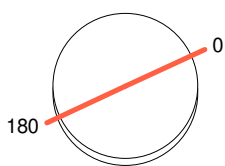
Code 25-6420-Z5-Z5
Name GAMMA

Luminaire Flux	319.27 lm	Luminaire Power	4.30 W	Efficacy	74.25 lm/W	Efficiency	100.00%
Sources Flux	319.27 lm	Maximum value	2167.64 cd/klm	Position	C=0.00 G=0.00	CG	Rotosymmetrical
Round Luminaire		Diam.	30 mm	Height	110 mm		
Round Luminous Area		Diam.	20 mm	Height	0 mm		
Horizontal Luminous Area		0.000314 m ²		Emitting area on Plane 180°		0.000000 m ²	
Emitting area on Plane 0°		0.000000 m ²		Emitting area on Plane 270°		0.000000 m ²	
Emitting area on Plane 90°		0.000000 m ²		Glare area at 76°		0.000076 m ²	
Coordinate system		CG		Symmetry Type		Rotosymmetrical	
Date		21-10-2019		Maximum Gamma Angle		90	
Measurement Distance		0.00		Measurement Flux		319.27 lm	
Operator		qualitat		Rated Voltage			
Temperature		25.00 °C		Rated Current			
Humidity		60.00 %		Photocell			
Notes							

Luminaire Lamps

Line	Code	Name	Flux [lm]	Pow. [W]	Q.ty
	25-6420-Z5-Z5	10-6420-14-14V2	319.27	4.30	1
C.I.E.	88 94 99 100 100	D DIN 5040	A60		
F UTE	1.00 A	B NBN	BZ 1		

Diam=30mm



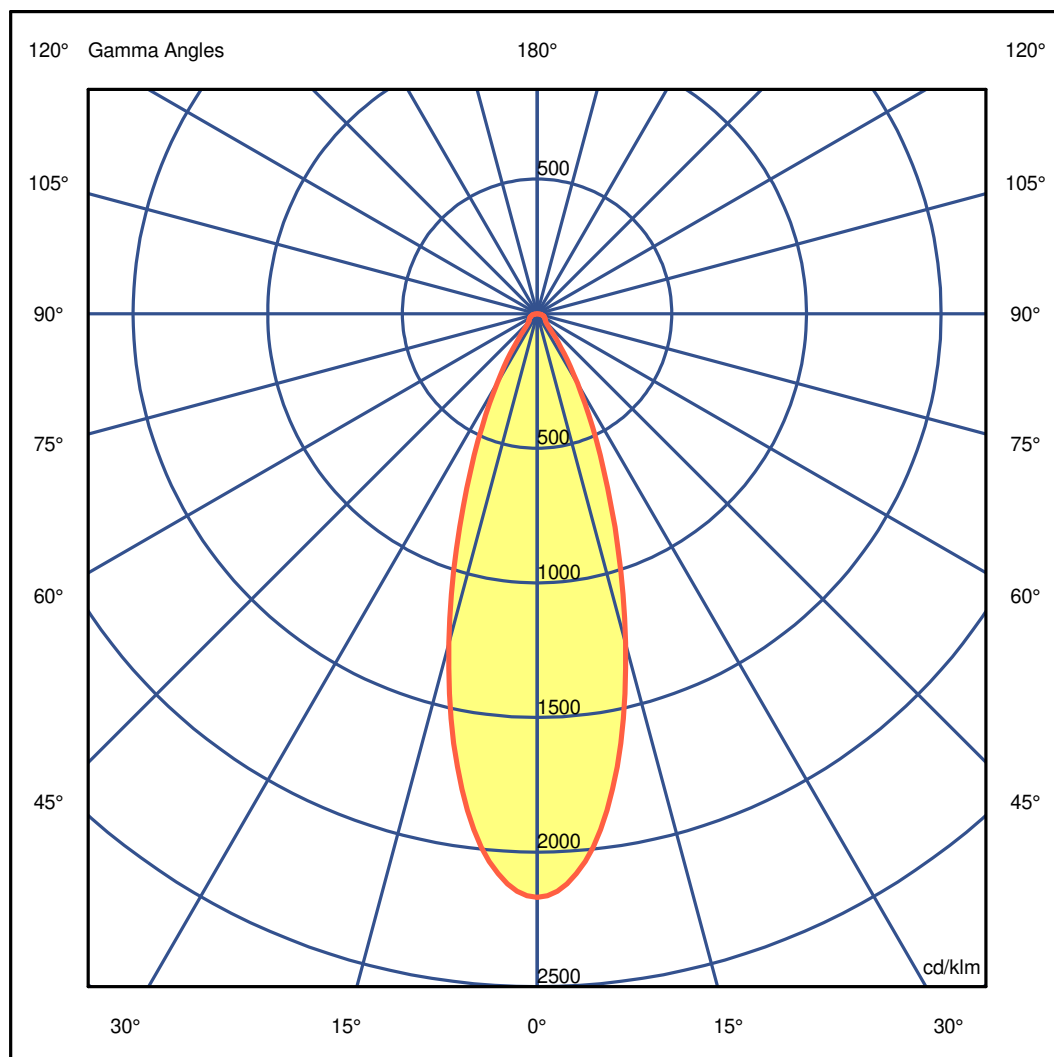
C Halfplanes

180.0 — 0.0

ULOR 0.00 %

DLOR 100.00 %

RN 0.00 %



LEDS C4²

Luminaire

Code 25-6420-Z5-Z5
Name GAMMA

Measurem.

Code 25-6420-Z5-Z5
Name GAMMA

Luminaire Flux	319.27 lm	Luminaire Power	4.30 W	Efficacy	74.25 lm/W	Efficiency	100.00%
Sources Flux	319.27 lm	Maximum value	2167.64 cd/klm	Position	C=0.00 G=0.00	CG	Rotosymmetrical

Luminous Intensity Table cd/klm Table 1/1

	C 0.00	C 0.00
G 0.0	2167.64	G 46.0 45.34
G 1.0	2162.14	G 47.0 43.51
G 2.0	2146.27	G 48.0 42.06
G 3.0	2120.05	G 49.0 40.95
G 4.0	2085.26	G 50.0 40.00
G 5.0	2042.53	G 51.0 39.14
G 6.0	1991.83	G 52.0 38.35
G 7.0	1930.17	G 53.0 37.59
G 8.0	1861.79	G 54.0 36.86
G 9.0	1787.21	G 55.0 36.15
G 10.0	1708.33	G 56.0 35.43
G 11.0	1625.55	G 57.0 34.70
G 12.0	1538.02	G 58.0 33.98
G 13.0	1448.73	G 59.0 33.28
G 14.0	1356.53	G 60.0 32.59
G 15.0	1266.44	G 61.0 31.89
G 16.0	1176.87	G 62.0 31.16
G 17.0	1089.95	G 63.0 30.41
G 18.0	1004.39	G 64.0 29.67
G 19.0	921.61	G 65.0 28.89
G 20.0	842.96	G 66.0 28.09
G 21.0	767.53	G 67.0 27.31
G 22.0	698.52	G 68.0 26.50
G 23.0	634.20	G 69.0 25.65
G 24.0	574.88	G 70.0 24.77
G 25.0	519.54	G 71.0 23.85
G 26.0	467.95	G 72.0 22.89
G 27.0	421.40	G 73.0 21.89
G 28.0	377.13	G 74.0 20.82
G 29.0	336.43	G 75.0 19.68
G 30.0	298.31	G 76.0 18.50
G 31.0	264.06	G 77.0 17.25
G 32.0	233.19	G 78.0 15.97
G 33.0	204.60	G 79.0 14.64
G 34.0	177.75	G 80.0 13.28
G 35.0	153.31	G 81.0 11.88
G 36.0	132.36	G 82.0 10.47
G 37.0	113.63	G 83.0 9.04
G 38.0	98.11	G 84.0 7.60
G 39.0	84.92	G 85.0 6.22
G 40.0	74.53	G 86.0 5.04
G 41.0	66.00	G 87.0 3.99
G 42.0	59.56	G 88.0 3.07
G 43.0	54.43	G 89.0 2.27
G 44.0	50.65	G 90.0 1.55
G 45.0	47.64	

LEDS C4²

Luminaire

Code 25-6420-Z5-Z5
Name GAMMA

Measurem.

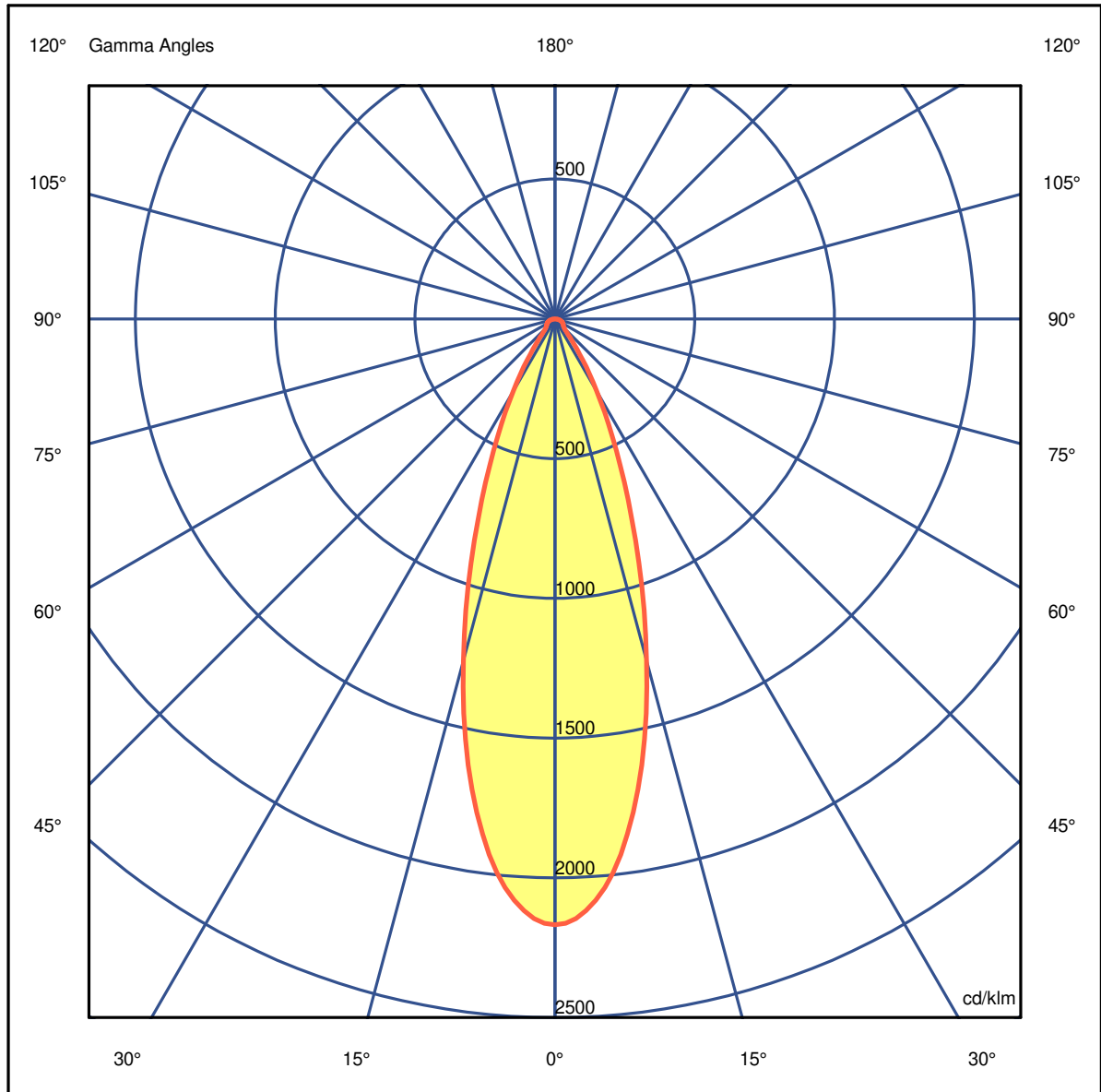
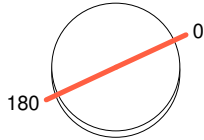
Code 25-6420-Z5-Z5
Name GAMMA

Luminaire Flux	319.27 lm	Luminaire Power	4.30 W	Efficacy	74.25 lm/W	Efficiency	100.00%
Sources Flux	319.27 lm	Maximum value	2167.64 cd/klm	Position	C=0.00 G=0.00	CG	Rotosymmetrical

Diam=30mm

C Halfplanes

180.0  0.0



LEDS C4[®]

Luminaire

Code 25-6420-Z5-Z5
Name GAMMA

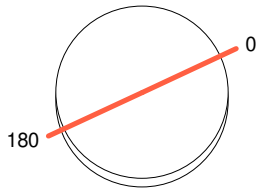
Measurem.

Code 25-6420-Z5-Z5
Name GAMMA

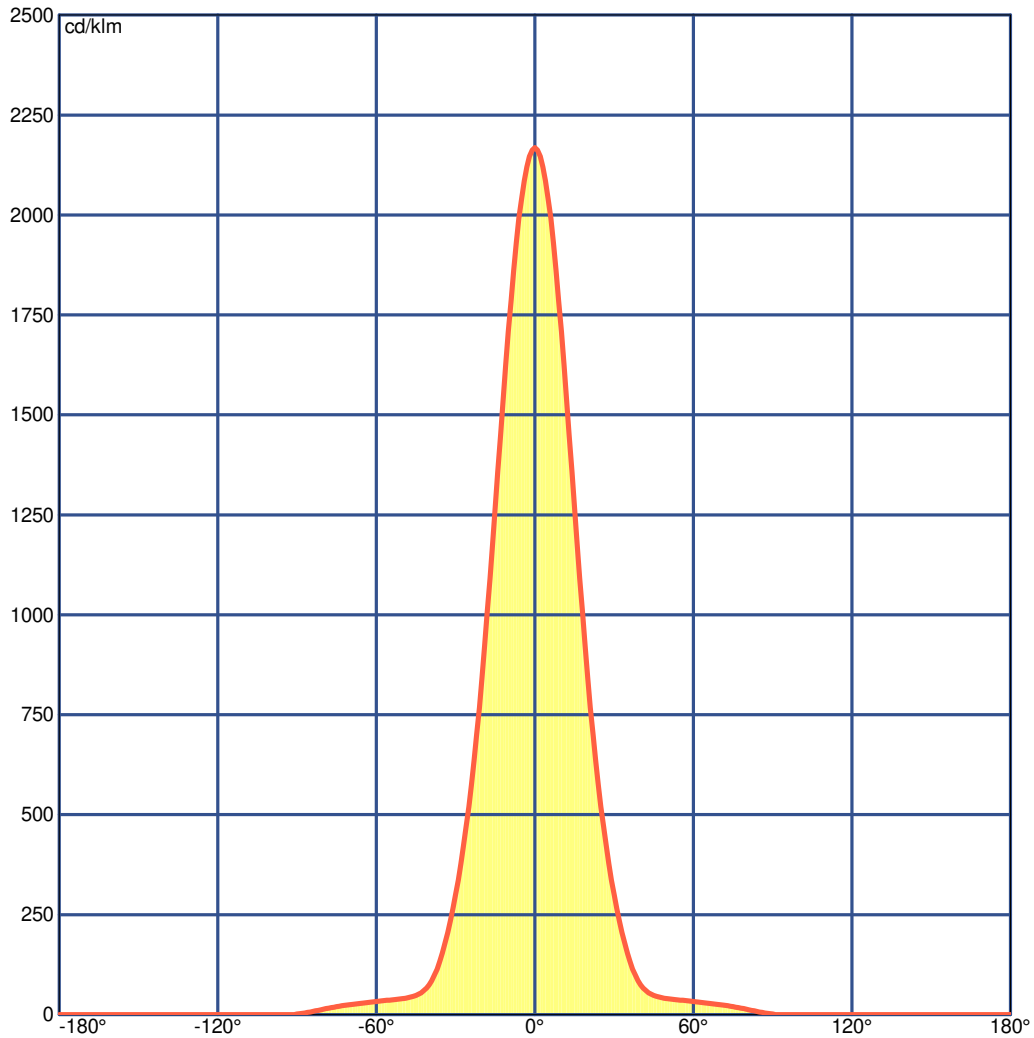
Luminaire Flux	319.27 lm	Luminaire Power	4.30 W	Efficacy	74.25 lm/W	Efficiency	100.00%
Sources Flux	319.27 lm	Maximum value	2167.64 cd/klm	Position	C=0.00 G=0.00	CG	Rotosymmetrical

Diam=30mm

C Halfplanes



180.0 ————— 0.0



LEDS C4²

Luminaire

Code 25-6420-Z5-Z5
Name GAMMA

Measurem.

Code 25-6420-Z5-Z5
Name GAMMA

Luminaire Flux	319.27 lm	Luminaire Power	4.30 W	Efficacy	74.25 lm/W	Efficiency	100.00%
Sources Flux	319.27 lm	Maximum value	2167.64 cd/klm	Position	C=0.00 G=0.00	CG	Rotosymmetrical

UGR
S = 0.250

Reflectancies										
Ceiling/Cavity	0.7	0.7	0.5	0.5	0.3	0.7	0.7	0.5	0.5	0.3
Walls	0.5	0.3	0.5	0.3	0.3	0.5	0.3	0.5	0.3	0.3
WorkingPlane	0.2	0.2	0.2	0.2	0.2	0.2	0.2	0.2	0.2	0.2
RoomDimensions	Viewed Crosswise					Viewed Endwise				
x=2H y=2H	22.8	23.6	23.0	23.8	24.0	22.8	23.6	23.0	23.8	24.0
x=2H y=3H	24.5	25.3	24.8	25.5	25.7	24.5	25.3	24.8	25.5	25.7
x=2H y=4H	25.4	26.1	25.8	26.4	26.6	25.4	26.1	25.8	26.4	26.6
x=2H y=6H	26.2	26.9	26.6	27.2	27.4	26.2	26.9	26.6	27.2	27.4
x=2H y=8H	26.5	27.1	26.9	27.4	27.7	26.5	27.1	26.9	27.4	27.7
x=2H y=12H	26.7	27.3	27.1	27.6	27.9	26.7	27.3	27.1	27.6	27.9
x=4H y=2H	23.5	24.1	23.8	24.4	24.7	23.5	24.1	23.8	24.4	24.7
x=4H y=3H	25.5	26.1	25.9	26.4	26.7	25.5	26.1	25.9	26.4	26.7
x=4H y=4H	26.6	27.1	27.0	27.4	27.8	26.6	27.1	27.0	27.4	27.8
x=4H y=6H	27.5	28.0	27.9	28.3	28.7	27.5	28.0	27.9	28.3	28.7
x=4H y=8H	27.9	28.3	28.3	28.7	29.1	27.9	28.3	28.3	28.7	29.1
x=4H y=12H	28.1	28.5	28.6	28.9	29.3	28.1	28.5	28.6	28.9	29.3
x=8H y=4H	27.1	27.5	27.5	27.9	28.3	27.1	27.5	27.5	27.9	28.3
x=8H y=6H	28.2	28.5	28.6	28.9	29.3	28.2	28.5	28.6	28.9	29.3
x=8H y=8H	28.6	28.9	29.1	29.3	29.8	28.6	28.9	29.1	29.3	29.8
x=8H y=12H	29.0	29.2	29.4	29.6	30.1	29.0	29.2	29.4	29.6	30.1
x=12H y=4H	27.1	27.5	27.6	27.9	28.3	27.1	27.5	27.6	27.9	28.3
x=12H y=6H	28.3	28.5	28.8	29.0	29.5	28.3	28.5	28.8	29.0	29.5
x=12H y=8H	28.8	29.0	29.3	29.5	30.0	28.8	29.0	29.3	29.5	30.0

LEDS C4⁺

Luminaire

Code 25-6420-Z5-Z5
Name GAMMA

Measurement

Code 25-6420-Z5-Z5
Name GAMMA

Luminaire Flux	319.27 lm	Luminaire Power	4.30 W	Efficacy	74.25 lm/W	Efficiency	100.00%
Sources Flux	319.27 lm	Maximum value	2167.64 cd/klm	Position	C=0.00 G=0.00	CG	Rotosymmetrical

Total Flux=319.27 Luminaire Flux=319.27

RI	0.60	0.80	1.00	1.25	1.50	2.00	2.50	3.00	4.00	5.00	10.00	20.00
DRR	0.65	0.70	0.75	0.79	0.82	0.87	0.90	0.93	0.95	0.97	1.00	1.01
RC	-	-	-	-	-	-	-	-	-	-	-	-

Zonal Flux per 1000 Lumen

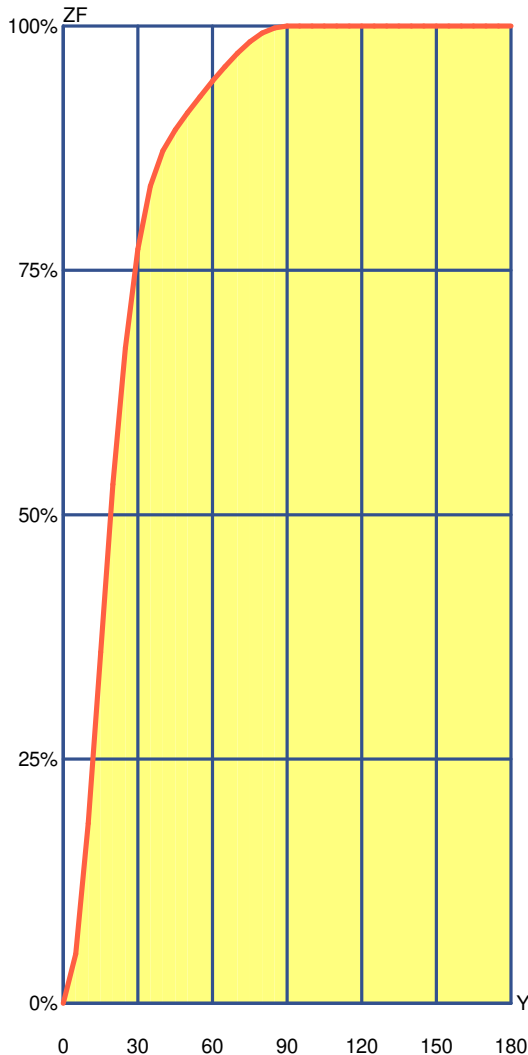
Y°	10	20	30	40	50	60	70	80	90	100	110	120	130	140	150	160	170	180
ZF(Y)	184	531	772	872	911	944	972	993	1000	1000	1000	1000	1000	1000	1000	1000	1000	1000

CIE Flux Codes

88 94 99 100 100

C.I.E. - - - - -
D DIN 5040 A60
F UTE 1.00 A
B NBN BZ 1
RN 0.00000 %
BLF 1.0

LOR 100.00000 %
ULOR 0.00000 %
DLOR 100.00000 %
UFF 0.00000 %
DFF 100.00000 %
FFR 0.00000 %



Gamma °	Zonal Flux			
	Flux	Sum lm	Flux [%]	Sum [%]
0°	0.00	0.00	0.00%	0.00%
5°	50.29	50.29	5.03%	5.03%
10°	133.89	184.18	13.39%	18.42%
15°	175.26	359.44	17.53%	35.94%
20°	171.44	530.88	17.14%	53.09%
25°	139.67	670.55	13.97%	67.05%
30°	101.09	771.64	10.11%	77.16%
35°	64.65	836.28	6.46%	83.63%
40°	35.99	872.28	3.60%	87.23%
45°	21.53	893.81	2.15%	89.38%
50°	17.41	911.22	1.74%	91.12%
55°	16.52	927.74	1.65%	92.77%
60°	15.87	943.61	1.59%	94.36%
65°	14.95	958.57	1.50%	95.86%
70°	13.60	972.17	1.36%	97.22%
75°	11.67	983.84	1.17%	98.38%
80°	8.86	992.71	0.89%	99.27%
85°	5.30	998.00	0.53%	99.80%
90°	2.00	1000.00	0.20%	100.00%
95°	0.00	1000.00	0.00%	100.00%
100°	0.00	1000.00	0.00%	100.00%
105°	0.00	1000.00	0.00%	100.00%
110°	0.00	1000.00	0.00%	100.00%
115°	0.00	1000.00	0.00%	100.00%
120°	0.00	1000.00	0.00%	100.00%
125°	0.00	1000.00	0.00%	100.00%
130°	0.00	1000.00	0.00%	100.00%
135°	0.00	1000.00	0.00%	100.00%
140°	0.00	1000.00	0.00%	100.00%
145°	0.00	1000.00	0.00%	100.00%
150°	0.00	1000.00	0.00%	100.00%
155°	0.00	1000.00	0.00%	100.00%
160°	0.00	1000.00	0.00%	100.00%
165°	0.00	1000.00	0.00%	100.00%
170°	0.00	1000.00	0.00%	100.00%
175°	0.00	1000.00	0.00%	100.00%
180°	0.00	1000.00	0.00%	100.00%

LEDS C4⁺

Luminaire

Code 25-6420-Z5-Z5

Name GAMMA

Measurement

Code 25-6420-Z5-Z5

Name GAMMA

Luminaire Flux	319.27 lm	Luminaire Power	4.30 W	Efficacy	74.25 lm/W	Efficiency	100.00%
Sources Flux	319.27 lm	Maximum value	2167.64 cd/klm	Position	C=0.00 G=0.00	CG	Rotosymmetrical

Utilizations CIE

Mounting	Direct	Normalization																Normalised				Suspension Ratid/3				Standard CIE Settings			
Ceiling																													
K	8873	8773	8871	8771	7773	7771	7753	7553	7751	7551	7731	7331	7711	7111	5551	5531	5331	5511	5111	3331	3311	1111	0000						
0.60	172	154	106	96	147	91	97	83	57	49	34	26	18	12	46	28	24	14	11	23	12	10	0						
0.80	206	189	116	107	180	102	127	111	68	60	43	34	25	18	56	36	33	21	17	31	18	16	0						
1.00	229	213	117	110	203	105	151	134	74	66	50	41	32	24	62	43	39	27	23	37	24	21	0						
1.25	252	237	119	112	226	108	176	159	79	72	57	48	39	31	68	49	46	34	30	44	31	28	0						
1.50	269	256	119	113	244	109	196	180	83	77	62	54	45	37	73	55	52	40	36	49	36	33	0						
2.00	292	280	114	111	267	107	226	212	87	82	70	63	55	48	77	63	60	50	46	57	46	43	0						
2.50	306	297	111	108	283	105	248	235	89	84	75	68	63	55	80	68	66	58	53	63	54	50	0						
3.00	317	308	108	106	295	103	264	252	90	86	78	73	69	62	82	72	70	64	60	67	60	56	0						
4.00	333	326	106	104	312	102	288	277	92	90	84	79	77	71	86	79	77	72	68	74	68	64	0						
5.00	343	337	105	104	323	101	303	294	94	92	88	84	82	77	89	83	81	78	74	78	74	70	0						
10.00	365	362	103	102	347	100	338	332	98	97	96	94	94	91	94	92	91	91	89	89	87	84	0						
20.00	377	375	102	102	361	100	357	355	101	100	101	100	101	99	97	98	97	98	97	95	95	93	0						

Wall

K	8873	8773	8871	8771	7773	7771	7753	7553	7751	7551	7731	7331	7711	7111	5551	5531	5331	5511	5111	3331	3311	1111	0000
0.60	316	306	232	227	301	224	237	231	181	177	152	149	131	129	176	149	148	129	128	147	129	128	106
0.80	355	344	251	246	337	242	274	266	202	198	174	169	152	149	195	170	168	150	148	167	148	147	121
1.00	375	365	254	249	355	245	296	286	210	205	183	178	162	159	202	178	176	160	158	175	158	156	127
1.25	396	386	258	254	374	249	319	309	218	214	193	189	174	170	209	188	186	170	168	183	168	165	133
1.50	411	401	259	256	387	251	336	325	223	219	200	195	182	177	213	194	192	178	175	189	174	171	137
2.00	417	408	245	243	391	237	349	338	216	212	198	193	182	177	206	190	188	177	174	184	172	168	130
2.50	415	407	229	227	388	221	352	342	204	201	189	185	177	172	194	181	180	170	168	174	165	160	119
3.00	407	400	211	209	380	203	348	339	190	187	178	174	167	162	179	169	167	160	157	162	154	148	106
4.00	404	398	194	192	375	187	350	342	177	175	168	164	160	155	166	158	157	151	149	150	144	138	92
5.00	397	392	178	177	368	171	347	340	164	162	157	154	150	146	153	147	146	142	139	138	134	126	79
10.00	342	339	104	103	311	98	301	297	95	94	93	91	91	88	84	82	81	80	79	72	71	62	11
20.00	230	229	0	0	199	0	196	193	0	0	0	0	0	0	0	0	0	0	0	0	0	0	0

Working Pl.

K	8873	8773	8871	8771	7773	7771	7753	7553	7751	7551	7731	7331	7711	7111	5551	5531	5331	5511	5111	3331	3311	1111	0000
0.60	847	837	790	784	831	781	753	746	725	721	687	684	660	658	718	684	683	659	658	682	658	657	647
0.80	916	905	844	838	895	833	817	808	779	775	741	737	713	709	770	736	734	710	708	733	708	707	697
1.00	976	964	890	884	951	877	877	866	829	824	793	788	765	761	818	787	785	762	759	782	759	757	747
1.25	1000	1000	926	921	998	913	929	916	870	865	836	830	809	804	857	828	826	804	802	822	800	797	787
1.50	1000	1000	952	947	1000	939	969	956	900	895	869	862	843	837	886	859	857	837	834	851	832	827	818
2.00	1000	1000	991	987	1000	979	1000	1000	948	943	923	916	901	894	932	911	908	892	889	901	885	879	870
2.50	1000	1000	1000	1000	1000	1000	1000	1000	979	975	958	952	940	933	962	945	943	930	926	934	921	913	905
3.00	1000	1000	1000	1000	1000	1000	1000	1000	1000	997	984	978	969	962	984	970	967	957	953	957	947	938	930
4.00	1000	1000	1000	1000	1000	1000	1000	1000	1000	1000	1000	1000	999	992	1000	995	993	985	982	981	973	962	954
5.00	1000	1000	1000	1000	1000	1000	1000	1000	1000	1000	1000	1000	1000	1000	1000	1000	1000	1000	999	995	989	976	968
10.00	1000	1000	1000	1000	1000	1000	1000	1000	1000	1000	1000	1000	1000	1000	1000	1000	1000	1000	1000	1000	1000	1000	998
20.00	1000	1000	1000	1000	1000	1000	1000	1000	1000	1000	1000	1000	1000	1000	1000	1000	1000	1000	1000	1000	1000	1000	1000

LM53 SHR C0-C180: 0.555 SHR C90-C270: 0.555 SHR Square: 0.585

LEDS C4²

Luminaire

Code 25-6420-Z5-Z5
Name GAMMA

Measurem.

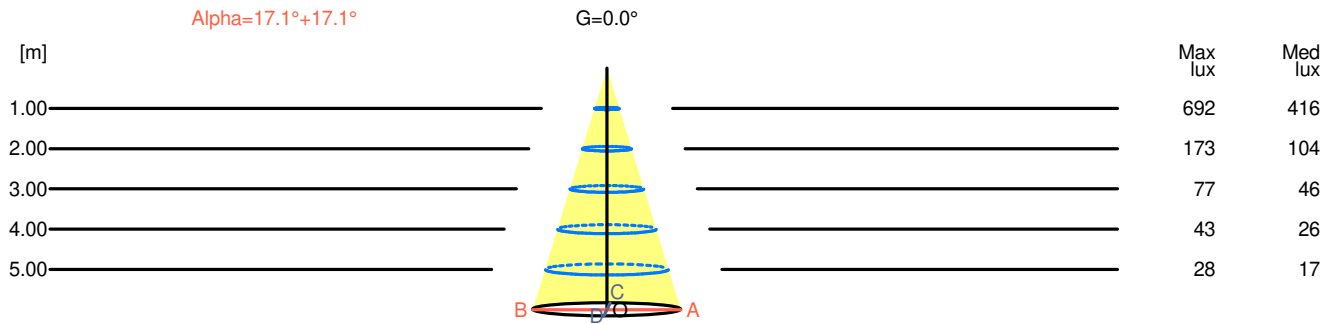
Code 25-6420-Z5-Z5
Name GAMMA

Luminaire Flux	319.27 lm	Luminaire Power	4.30 W	Efficacy	74.25 lm/W	Efficiency	100.00%
Sources Flux	319.27 lm	Maximum value	2167.64 cd/klm	Position	C=0.00 G=0.00	CG	Rotosymmetrical

Width at 50.00 % of Max Intensity

H[m]	1.00	2.00	3.00	4.00	5.00	H[m]	1.00	2.00	3.00	4.00	5.00
OA	0.31	0.61	0.92	1.23	1.54	OC	0.31	0.61	0.92	1.23	1.54
OB	0.31	0.61	0.92	1.23	1.54	OD	0.31	0.61	0.92	1.23	1.54

	Luminous Intensities [cd/klm]									
	0	5	15	25	35	45	55	65	75	85
OA	692.06	652.12	404.34	165.87	48.95	15.21	11.54	9.22	6.28	1.99
OB	692.06	652.12	404.34	165.87	48.95	15.21	11.54	9.22	6.28	1.99
OC	692.06	652.12	404.34	165.87	48.95	15.21	11.54	9.22	6.28	1.99
OD	692.06	652.12	404.34	165.87	48.95	15.21	11.54	9.22	6.28	1.99



H[m]	D[m]	Max lux	Med lux	Alpha=17.1°+17.1°	G=0.0	
1.00	0.61	692	416			
2.00	1.23	173	104			
3.00	1.84	77	46			
4.00	2.46	43	26			
5.00	3.07	28	17			

LEDS C4[®]

Luminaire

Code 25-6420-Z5-Z5
Name GAMMA

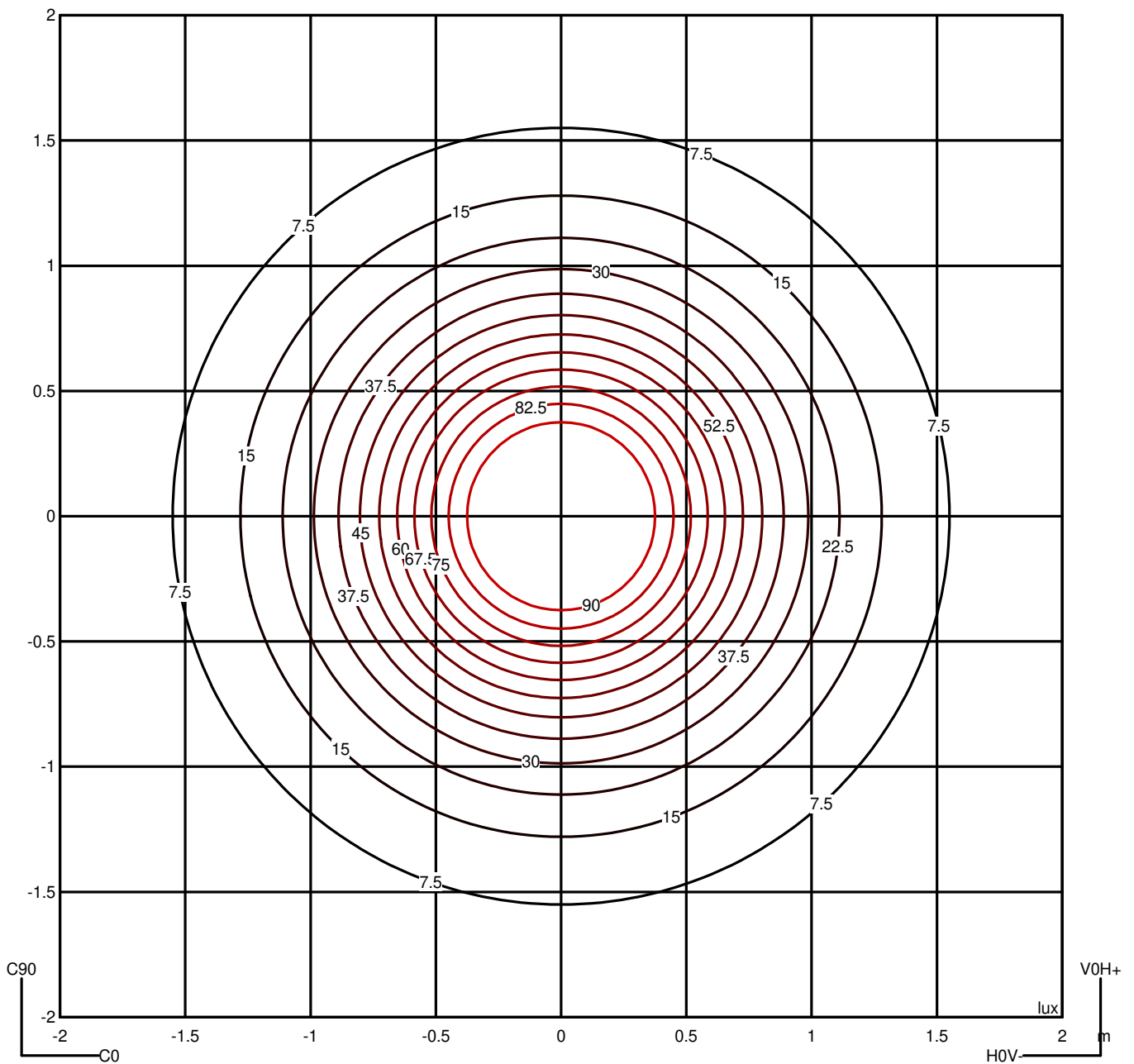
Measur.

Code 25-6420-Z5-Z5
Name GAMMA

Luminaire Flux	319.27 lm	Luminaire Power	4.30 W	Efficacy	74.25 lm/W	Efficiency	100.00%
Sources Flux	319.27 lm	Maximum value	2167.64 cd/klm	Position	C=0.00 G=0.00	CG	Rotosymmetrical

Isolux (Floor)

Luminaire position X=0.00m Y=0.00m Z=2.50m



LEDS C4²

Luminaire

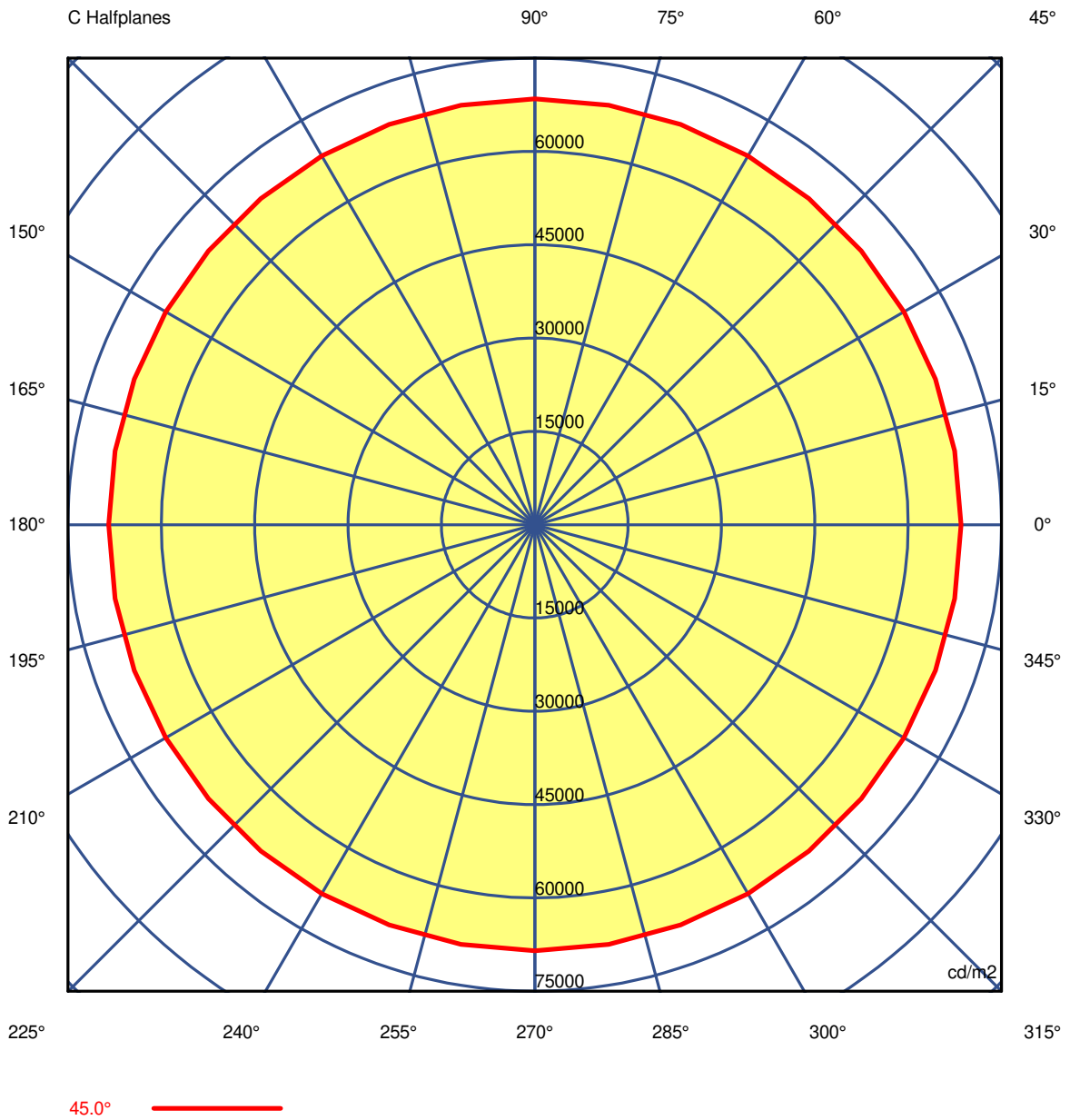
Code 25-6420-Z5-Z5
 Name GAMMA

Measurem.

Code 25-6420-Z5-Z5
 Name GAMMA

Luminaire Flux	319.27 lm	Luminaire Power	4.30 W	Efficacy	74.25 lm/W	Efficiency	100.00%
Sources Flux	319.27 lm	Maximum value	2167.64 cd/klm	Position	C=0.00 G=0.00	CG	Rotosymmetrical

Luminance



LEDS C4⁺

Luminaire

Code 25-6420-Z5-Z5
Name GAMMA

Measurement

Code 25-6420-Z5-Z5
Name GAMMA

Luminaire Flux	319.27 lm	Luminaire Power	4.30 W	Efficacy	74.25 lm/W	Efficiency	100.00%
Sources Flux	319.27 lm	Maximum value	2167.64 cd/klm	Position	C=0.00 G=0.00	CG	Rotosymmetrical

Luminance cd/m2 Table 1/3

	C 0.00	C 10.00	C 20.00	C 30.00	C 40.00	C 50.00	C 60.00	C 70.00	C 80.00	C 90.00	C 100.00	C 110.00	C 120.00
G 0.0	2202909.79	2202909.79	2202909.79	2202909.79	2202909.79	2202909.79	2202909.79	2202909.79	2202909.79	2202909.79	2202909.79	2202909.79	2202909.79
G 5.0	2083685.58	2083685.58	2083685.58	2083685.58	2083685.58	2083685.58	2083685.58	2083685.58	2083685.58	2083685.58	2083685.58	2083685.58	2083685.58
G 10.0	1762907.75	1762907.75	1762907.75	1762907.75	1762907.75	1762907.75	1762907.75	1762907.75	1762907.75	1762907.75	1762907.75	1762907.75	1762907.75
G 15.0	1332446.65	1332446.65	1332446.65	1332446.65	1332446.65	1332446.65	1332446.65	1332446.65	1332446.65	1332446.65	1332446.65	1332446.65	1332446.65
G 20.0	911651.54	911651.54	911651.54	911651.54	911651.54	911651.54	911651.54	911651.54	911651.54	911651.54	911651.54	911651.54	911651.54
G 25.0	582576.95	582576.95	582576.95	582576.95	582576.95	582576.95	582576.95	582576.95	582576.95	582576.95	582576.95	582576.95	582576.95
G 30.0	350059.95	350059.95	350059.95	350059.95	350059.95	350059.95	350059.95	350059.95	350059.95	350059.95	350059.95	350059.95	350059.95
G 35.0	190196.24	190196.24	190196.24	190196.24	190196.24	190196.24	190196.24	190196.24	190196.24	190196.24	190196.24	190196.24	190196.24
G 40.0	98869.99	98869.99	98869.99	98869.99	98869.99	98869.99	98869.99	98869.99	98869.99	98869.99	98869.99	98869.99	98869.99
G 45.0	68473.04	68473.04	68473.04	68473.04	68473.04	68473.04	68473.04	68473.04	68473.04	68473.04	68473.04	68473.04	68473.04
G 50.0	63239.05	63239.05	63239.05	63239.05	63239.05	63239.05	63239.05	63239.05	63239.05	63239.05	63239.05	63239.05	63239.05
G 55.0	64044.61	64044.61	64044.61	64044.61	64044.61	64044.61	64044.61	64044.61	64044.61	64044.61	64044.61	64044.61	64044.61
G 60.0	66231.28	66231.28	66231.28	66231.28	66231.28	66231.28	66231.28	66231.28	66231.28	66231.28	66231.28	66231.28	66231.28
G 65.0	69466.81	69466.81	69466.81	69466.81	69466.81	69466.81	69466.81	69466.81	69466.81	69466.81	69466.81	69466.81	69466.81
G 70.0	73588.95	73588.95	73588.95	73588.95	73588.95	73588.95	73588.95	73588.95	73588.95	73588.95	73588.95	73588.95	73588.95
G 75.0	77282.89	77282.89	77282.89	77282.89	77282.89	77282.89	77282.89	77282.89	77282.89	77282.89	77282.89	77282.89	77282.89
G 80.0	77723.58	77723.58	77723.58	77723.58	77723.58	77723.58	77723.58	77723.58	77723.58	77723.58	77723.58	77723.58	77723.58
G 85.0	72562.99	72562.99	72562.99	72562.99	72562.99	72562.99	72562.99	72562.99	72562.99	72562.99	72562.99	72562.99	72562.99
G 90.0	0.00	0.00	0.00	0.00	0.00	0.00	0.00	0.00	0.00	0.00	0.00	0.00	0.00

LEDS C4⁺

Luminaire

Code 25-6420-Z5-Z5
Name GAMMA

Measurement

Code 25-6420-Z5-Z5
Name GAMMA

Luminaire Flux	319.27 lm	Luminaire Power	4.30 W	Efficacy	74.25 lm/W	Efficiency	100.00%
Sources Flux	319.27 lm	Maximum value	2167.64 cd/klm	Position	C=0.00 G=0.00	CG	Rotosymmetrical

Luminance cd/m2 Table 2/3

	C 130.00	C 140.00	C 150.00	C 160.00	C 170.00	C 180.00	C 190.00	C 200.00	C 210.00	C 220.00	C 230.00	C 240.00	C 250.00
G 0.0	2202909.79	2202909.79	2202909.79	2202909.79	2202909.79	2202909.79	2202909.79	2202909.79	2202909.79	2202909.79	2202909.79	2202909.79	2202909.79
G 5.0	2083685.58	2083685.58	2083685.58	2083685.58	2083685.58	2083685.58	2083685.58	2083685.58	2083685.58	2083685.58	2083685.58	2083685.58	2083685.58
G 10.0	1762907.75	1762907.75	1762907.75	1762907.75	1762907.75	1762907.75	1762907.75	1762907.75	1762907.75	1762907.75	1762907.75	1762907.75	1762907.75
G 15.0	1332446.65	1332446.65	1332446.65	1332446.65	1332446.65	1332446.65	1332446.65	1332446.65	1332446.65	1332446.65	1332446.65	1332446.65	1332446.65
G 20.0	911651.54	911651.54	911651.54	911651.54	911651.54	911651.54	911651.54	911651.54	911651.54	911651.54	911651.54	911651.54	911651.54
G 25.0	582576.95	582576.95	582576.95	582576.95	582576.95	582576.95	582576.95	582576.95	582576.95	582576.95	582576.95	582576.95	582576.95
G 30.0	350059.95	350059.95	350059.95	350059.95	350059.95	350059.95	350059.95	350059.95	350059.95	350059.95	350059.95	350059.95	350059.95
G 35.0	190196.24	190196.24	190196.24	190196.24	190196.24	190196.24	190196.24	190196.24	190196.24	190196.24	190196.24	190196.24	190196.24
G 40.0	98869.99	98869.99	98869.99	98869.99	98869.99	98869.99	98869.99	98869.99	98869.99	98869.99	98869.99	98869.99	98869.99
G 45.0	68473.04	68473.04	68473.04	68473.04	68473.04	68473.04	68473.04	68473.04	68473.04	68473.04	68473.04	68473.04	68473.04
G 50.0	63239.05	63239.05	63239.05	63239.05	63239.05	63239.05	63239.05	63239.05	63239.05	63239.05	63239.05	63239.05	63239.05
G 55.0	64044.61	64044.61	64044.61	64044.61	64044.61	64044.61	64044.61	64044.61	64044.61	64044.61	64044.61	64044.61	64044.61
G 60.0	66231.28	66231.28	66231.28	66231.28	66231.28	66231.28	66231.28	66231.28	66231.28	66231.28	66231.28	66231.28	66231.28
G 65.0	69466.81	69466.81	69466.81	69466.81	69466.81	69466.81	69466.81	69466.81	69466.81	69466.81	69466.81	69466.81	69466.81
G 70.0	73588.95	73588.95	73588.95	73588.95	73588.95	73588.95	73588.95	73588.95	73588.95	73588.95	73588.95	73588.95	73588.95
G 75.0	77282.89	77282.89	77282.89	77282.89	77282.89	77282.89	77282.89	77282.89	77282.89	77282.89	77282.89	77282.89	77282.89
G 80.0	77723.58	77723.58	77723.58	77723.58	77723.58	77723.58	77723.58	77723.58	77723.58	77723.58	77723.58	77723.58	77723.58
G 85.0	72562.99	72562.99	72562.99	72562.99	72562.99	72562.99	72562.99	72562.99	72562.99	72562.99	72562.99	72562.99	72562.99
G 90.0	0.00	0.00	0.00	0.00	0.00	0.00	0.00	0.00	0.00	0.00	0.00	0.00	0.00

LEDS C4[®]

Luminaire

Code 25-6420-Z5-Z5
Name GAMMA

Measurem.

Code 25-6420-Z5-Z5
Name GAMMA

Luminaire Flux	319.27 lm	Luminaire Power	4.30 W	Efficacy	74.25 lm/W	Efficiency	100.00%
Sources Flux	319.27 lm	Maximum value	2167.64 cd/klm	Position	C=0.00 G=0.00	CG	Rotosymmetrical

Luminance cd/m2 Table 3/3

	C 260.00	C 270.00	C 280.00	C 290.00	C 300.00	C 310.00	C 320.00	C 330.00	C 340.00	C 350.00
G 0.0	2202909.79	2202909.79	2202909.79	2202909.79	2202909.79	2202909.79	2202909.79	2202909.79	2202909.79	2202909.79
G 5.0	2083685.58	2083685.58	2083685.58	2083685.58	2083685.58	2083685.58	2083685.58	2083685.58	2083685.58	2083685.58
G 10.0	1762907.75	1762907.75	1762907.75	1762907.75	1762907.75	1762907.75	1762907.75	1762907.75	1762907.75	1762907.75
G 15.0	1332446.65	1332446.65	1332446.65	1332446.65	1332446.65	1332446.65	1332446.65	1332446.65	1332446.65	1332446.65
G 20.0	911651.54	911651.54	911651.54	911651.54	911651.54	911651.54	911651.54	911651.54	911651.54	911651.54
G 25.0	582576.95	582576.95	582576.95	582576.95	582576.95	582576.95	582576.95	582576.95	582576.95	582576.95
G 30.0	350059.95	350059.95	350059.95	350059.95	350059.95	350059.95	350059.95	350059.95	350059.95	350059.95
G 35.0	190196.24	190196.24	190196.24	190196.24	190196.24	190196.24	190196.24	190196.24	190196.24	190196.24
G 40.0	98869.99	98869.99	98869.99	98869.99	98869.99	98869.99	98869.99	98869.99	98869.99	98869.99
G 45.0	68473.04	68473.04	68473.04	68473.04	68473.04	68473.04	68473.04	68473.04	68473.04	68473.04
G 50.0	63239.05	63239.05	63239.05	63239.05	63239.05	63239.05	63239.05	63239.05	63239.05	63239.05
G 55.0	64044.61	64044.61	64044.61	64044.61	64044.61	64044.61	64044.61	64044.61	64044.61	64044.61
G 60.0	66231.28	66231.28	66231.28	66231.28	66231.28	66231.28	66231.28	66231.28	66231.28	66231.28
G 65.0	69466.81	69466.81	69466.81	69466.81	69466.81	69466.81	69466.81	69466.81	69466.81	69466.81
G 70.0	73588.95	73588.95	73588.95	73588.95	73588.95	73588.95	73588.95	73588.95	73588.95	73588.95
G 75.0	77282.89	77282.89	77282.89	77282.89	77282.89	77282.89	77282.89	77282.89	77282.89	77282.89
G 80.0	77723.58	77723.58	77723.58	77723.58	77723.58	77723.58	77723.58	77723.58	77723.58	77723.58
G 85.0	72562.99	72562.99	72562.99	72562.99	72562.99	72562.99	72562.99	72562.99	72562.99	72562.99
G 90.0	0.00	0.00	0.00	0.00	0.00	0.00	0.00	0.00	0.00	0.00

